

Performance Dashboard

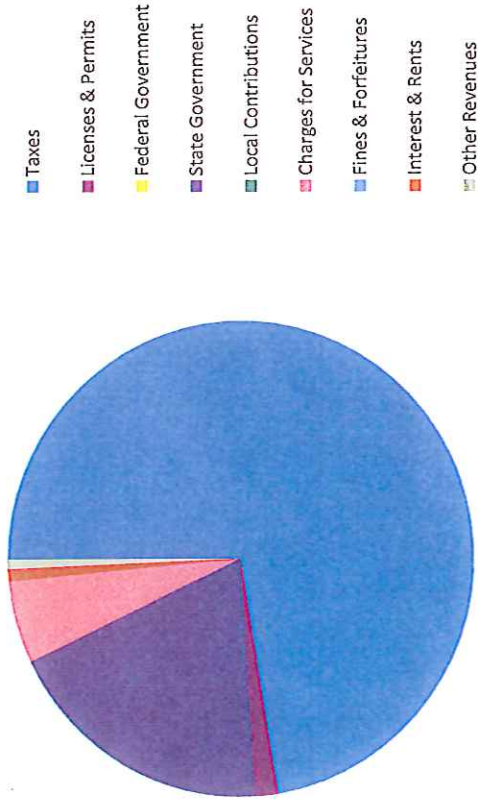
| |
|--|
| Local Unit Name: Village of Schoolcraft |
| Local Unit Code: 393040 |

| | 2015 | 2016 | Trend | Performance |
|---|--------|--------|---------|-------------|
| Fiscal Stability | | | | |
| Annual General Fund expenditures per capita | \$514 | \$494 | ↓ -3.8% | Positive |
| Fund Balance as % of annual General Fund expenditures | 115.0% | 119.6% | 4.0% | Positive |
| Debt burden per capita | \$368 | \$345 | -6.1% | Positive |
| Number of services delivered via cooperative venture | 8 | 8 | 0.0% | Neutral |
| Economic Strength | | | | |
| % of community with access to high speed broadband | 100% | 100% | 0.0% | Neutral |
| % of community age 25+ with Bachelor's degree or higher | 20% | 20% | 0.0% | Neutral |
| Public Safety | | | | |
| Violent crimes per thousand | 12 | 12 | 0.0% | Neutral |
| Property crimes per thousand | 24 | 18 | -25.0% | Positive |
| Traffic injuries or fatalities | 4 | 5 | 25.0% | Negative |
| Quality of Life | | | | |
| Miles of sidewalks and non-motorized paths/trails as a factor of total miles of local/major roads & streets | 1.33 | 1.33 | 0.0% | Neutral |
| Percent of General Fund expenditures committed to arts, culture and recreation | 4.4% | 4.8% | 9.6% | Neutral |
| Acres of parks per thousand residents | 0.6 | 0.6 | 0.0% | Neutral |
| Percent of community being provided with curbside recycling | 100% | 100% | 0.0% | Neutral |

CITIZEN'S GUIDE TO LOCAL UNIT FINANCES - (I)

REVENUES


1. Where our money comes from (all governmental funds)




2. Compared to the prior year

| | 2014/15 | 2015/16 | % change |
|-----------------------|-------------------|-------------------|---------------|
| Taxes | \$ 577,127 | \$ 541,911 | -6.10% |
| Licenses & Permits | 14,362 | 11,656 | -18.84% |
| Federal Government | 2,265 | - | -100.00% |
| State Government | 143,885 | 141,668 | -1.54% |
| Local Contributions | - | - | N/A |
| Charges for Services | 40,366 | 41,903 | 3.81% |
| Fines & Forfeitures | - | - | N/A |
| Interest & Rents | 7,451 | 6,186 | -16.98% |
| Other Revenues | 18,136 | 5,107 | -71.84% |
| Total Revenues | \$ 803,592 | \$ 748,431 | -6.86% |

3. Revenue sources per capita - compared to the prior year



4. Historical trends of individual sources

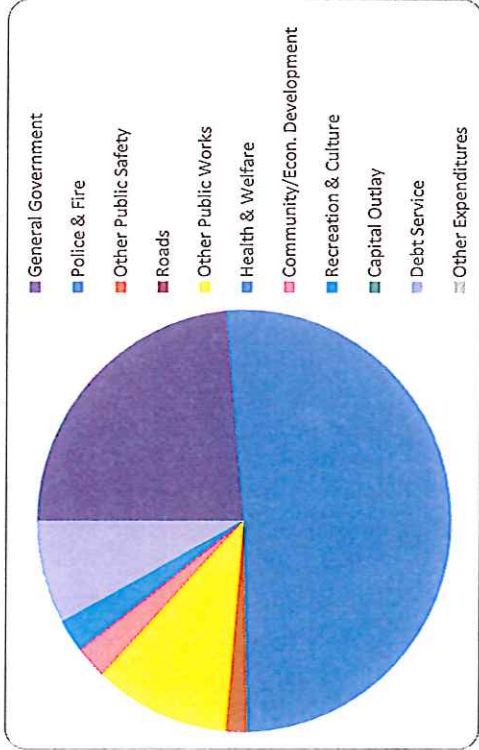


Commentary:

For more information on our unit's finances, contact Faith C. Akert at 269-679-4304.


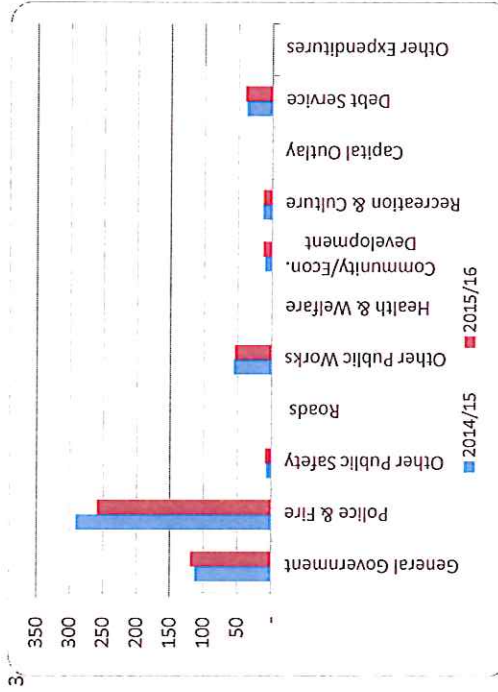
CITIZEN'S GUIDE TO LOCAL UNIT FINANCES - (I)

1. Where we spend our money (all governmental funds)



2. Compared to the prior year

| | 2014/15 | 2015/16 | % change |
|-----------------------------|-------------------|-------------------|---------------|
| General Government | \$ 171,362 | \$ 182,053 | 6.24% |
| Police & Fire | 443,198 | 394,661 | -10.95% |
| Other Public Safety | 10,037 | 12,959 | 29.11% |
| Roads | - | - | N/A |
| Other Public Works | 84,924 | 82,654 | -2.67% |
| Health & Welfare | - | - | N/A |
| Community/Econ. Development | 14,839 | 19,765 | 33.20% |
| Recreation & Culture | 20,546 | 19,637 | -4.42% |
| Capital Outlay | - | - | N/A |
| Debt Service | 57,335 | 61,090 | 6.55% |
| Other Expenditures | 1,079 | - | -100.00% |
| Total Expenditures | \$ 803,320 | \$ 772,819 | -3.80% |



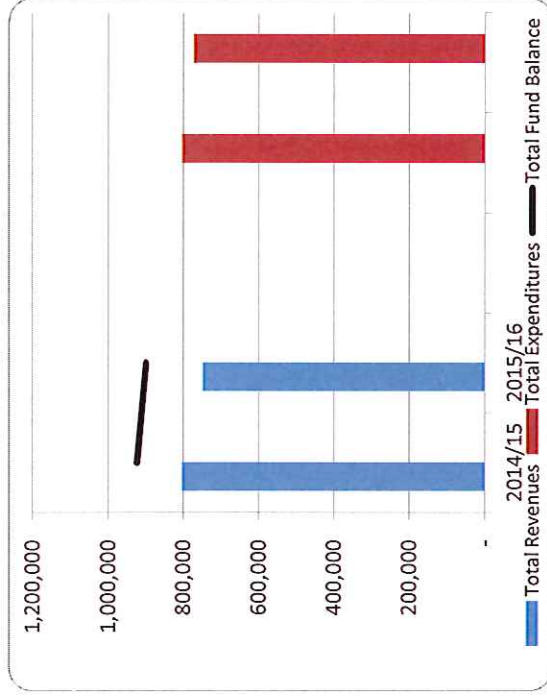
Commentary:

For more information on our unit's finances, contact Faith C. Akert at 269-679-4304.

CITIZEN'S GUIDE TO LOCAL UNIT FINANCES - ()

FINANCIAL POSITION


1. How have we managed our governmental fund resources (fund balance)?



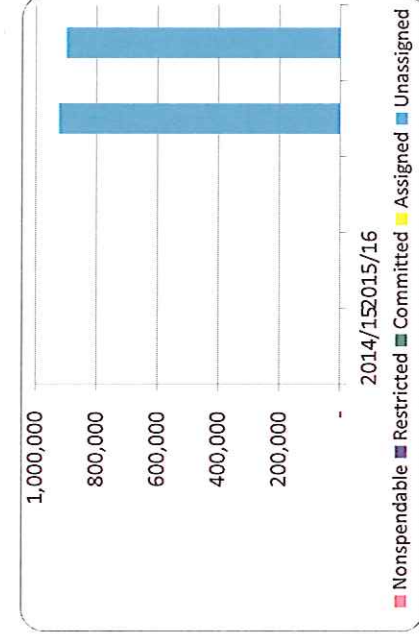
2. Compared to the prior year

| | 2014/15 | 2015/16 | % change |
|-----------------------------|---------|----------|-----------|
| Revenue | 803,592 | 748,431 | -6.86% |
| Expenditures | 803,320 | 772,819 | -3.80% |
| Surplus (shortfall) | 272 | (24,388) | -9066.18% |
| Fund balance, by component: | | | |
| Nonspendable | 806 | 311 | -61.41% |
| Restricted | - | - | N/A |
| Committed | - | - | N/A |
| Assigned | - | - | N/A |
| Unassigned | 923,353 | 899,702 | -2.56% |
| total fund balance | 924,159 | 900,013 | -2.61% |

3. Fund balance per capita - compared to the prior year



4. Historical trends of individual components



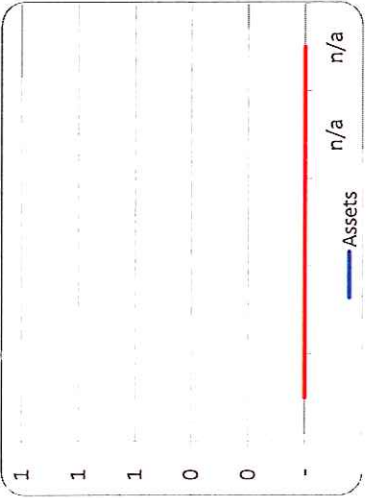
Commentary:

For more information on our unit's finances, contact Faith C. Akert at 269-679-4304.

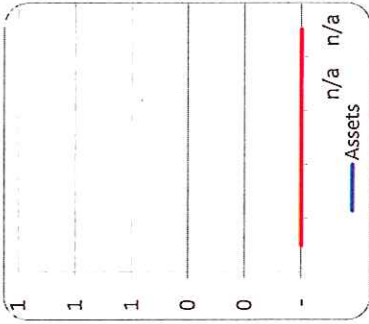
CITIZEN'S GUIDE TO LOCAL UNIT FINANCES - (I)

OTHER LONG TERM OBLIGATIONS


1. Pension funding status



2. Retiree Health care funding status




3. Percent funded - compared to the prior year

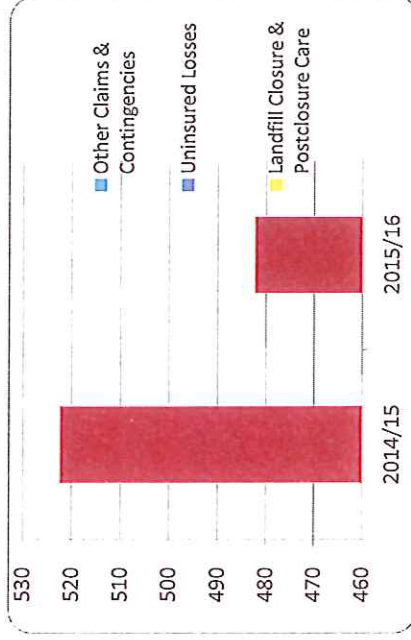


The Village of Schoolcraft does not have any Unfunded Pensions or other Post-employment Benefits

4. Long Term Debt obligations:



5. Debt & other long term obligations per capita - compared to the prior year -



Commentary: